

























# Exam Item Analysis Report

Report Run Date 10/10/2008

Page 1 of 1

<b>Instructor</b>	Bandyop	<b>Class</b>		<b>Total Score Possible</b>	25.00	<b>Exams Graded</b>	12
<b>Exam Name</b>	Management	<b>Grade Level</b>		<b>Highest Score</b>	16 - 64.0%	<b>Average</b>	11.8 - 47.2%
<b>Exam Date</b>	08/2008	<b>Exam ID</b>	Core Concept Exam	<b>Lowest Score</b>	7 - 28.0%	<b>Median</b>	12.0 - 48.0%

Correct answers are shown in bold						Blanks	Correct	Percentage Incorrect
Q1	<b>A (8, 67%)</b>	B (0, 0%)	C (4, 33%)	D (0, 0%)	E (0, 0%)	(0, 0%)	8, 67%	33% 
Q2	A (1, 8%)	B (5, 42%)	<b>C (5, 42%)</b>	D (1, 8%)	E (0, 0%)	(0, 0%)	5, 42%	58% 
Q3	<b>A (1, 8%)</b>	B (3, 25%)	C (1, 8%)	D (7, 58%)	E (0, 0%)	(0, 0%)	1, 8%	92% 
Q4	A (0, 0%)	B (0, 0%)	<b>C (11, 92%)</b>	D (1, 8%)	E (0, 0%)	(0, 0%)	11, 92%	8% 
Q5	<b>A (11, 92%)</b>	B (1, 8%)	C (0, 0%)	D (0, 0%)	E (0, 0%)	(0, 0%)	11, 92%	8% 
Q6	A (1, 8%)	B (0, 0%)	C (3, 25%)	<b>D (8, 67%)</b>	E (0, 0%)	(0, 0%)	8, 67%	33% 
Q7	A (3, 25%)	B (0, 0%)	C (0, 0%)	<b>D (9, 75%)</b>	E (0, 0%)	(0, 0%)	9, 75%	25% 
Q8	A (2, 17%)	<b>B (7, 58%)</b>	C (1, 8%)	D (2, 17%)	E (0, 0%)	(0, 0%)	7, 58%	42% 
Q9	A (0, 0%)	<b>B (8, 67%)</b>	C (2, 17%)	D (2, 17%)	E (0, 0%)	(0, 0%)	8, 67%	33% 
Q10	A (8, 67%)	B (1, 8%)	<b>C (3, 25%)</b>	D (0, 0%)	E (0, 0%)	(0, 0%)	3, 25%	75% 
Q11	A (4, 33%)	B (0, 0%)	<b>C (7, 58%)</b>	D (1, 8%)	E (0, 0%)	(0, 0%)	7, 58%	42% 
Q12	A (3, 25%)	<b>B (3, 25%)</b>	C (3, 25%)	D (3, 25%)	E (0, 0%)	(0, 0%)	3, 25%	75% 
Q13	A (2, 17%)	B (1, 8%)	C (1, 8%)	<b>D (8, 67%)</b>	E (0, 0%)	(0, 0%)	8, 67%	33% 
Q14	<b>A (4, 33%)</b>	B (6, 50%)	C (0, 0%)	D (2, 17%)	E (0, 0%)	(0, 0%)	4, 33%	67% 
Q15	A (3, 25%)	<b>B (3, 25%)</b>	C (6, 50%)	D (0, 0%)	E (0, 0%)	(0, 0%)	3, 25%	75% 
Q16	A (1, 8%)	<b>B (3, 25%)</b>	C (8, 67%)	D (0, 0%)	E (0, 0%)	(0, 0%)	3, 25%	75% 
Q17	A (7, 58%)	B (0, 0%)	<b>C (4, 33%)</b>	D (1, 8%)	E (0, 0%)	(0, 0%)	4, 33%	67% 
Q18	A (2, 17%)	<b>B (5, 42%)</b>	C (3, 25%)	D (2, 17%)	E (0, 0%)	(0, 0%)	5, 42%	58% 
Q19	A (6, 50%)	B (2, 17%)	C (3, 25%)	<b>D (1, 8%)</b>	E (0, 0%)	(0, 0%)	1, 8%	92% 
Q20	A (2, 17%)	B (3, 25%)	<b>C (6, 50%)</b>	D (1, 8%)	E (0, 0%)	(0, 0%)	6, 50%	50% 
Q21	A (2, 17%)	B (1, 8%)	<b>C (8, 67%)</b>	D (1, 8%)	E (0, 0%)	(0, 0%)	8, 67%	33% 
Q22	<b>A (8, 67%)</b>	B (1, 8%)	C (3, 25%)	D (0, 0%)	E (0, 0%)	(0, 0%)	8, 67%	33% 
Q23	<b>A (2, 17%)</b>	B (3, 25%)	C (2, 17%)	D (5, 42%)	E (0, 0%)	(0, 0%)	2, 17%	83% 
Q24	A (2, 17%)	B (1, 8%)	<b>C (7, 58%)</b>	D (2, 17%)	E (0, 0%)	(0, 0%)	7, 58%	42% 
Q25	<b>A (1, 8%)</b>	B (5, 42%)	C (2, 17%)	D (4, 33%)	E (0, 0%)	(0, 0%)	1, 8%	92% 